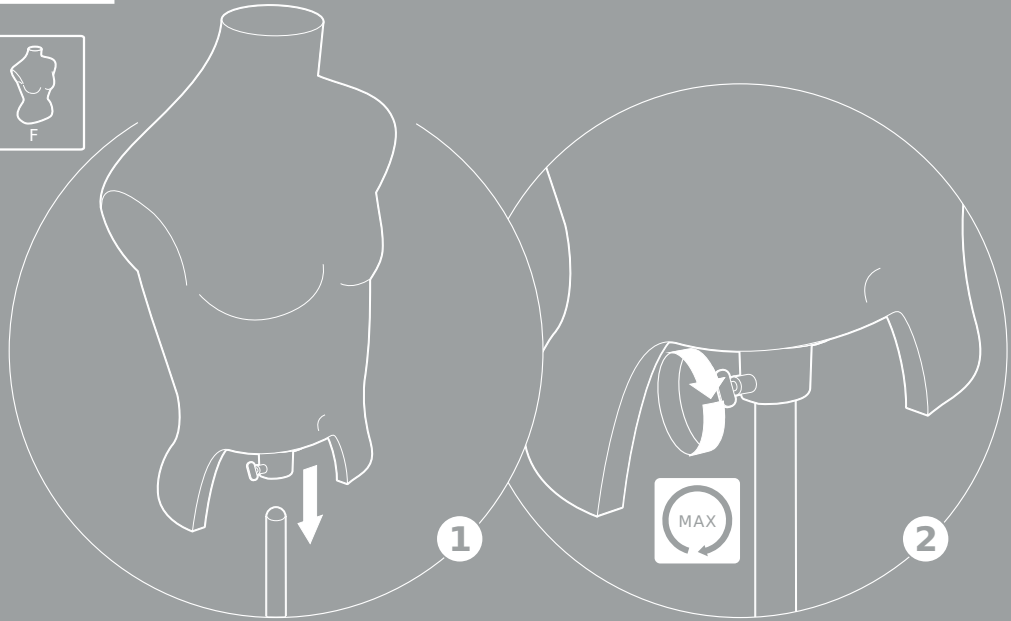
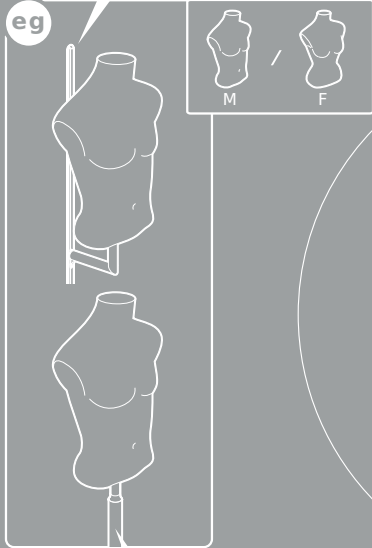




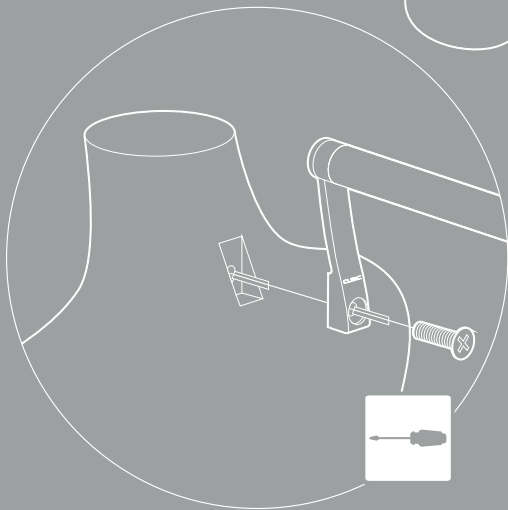
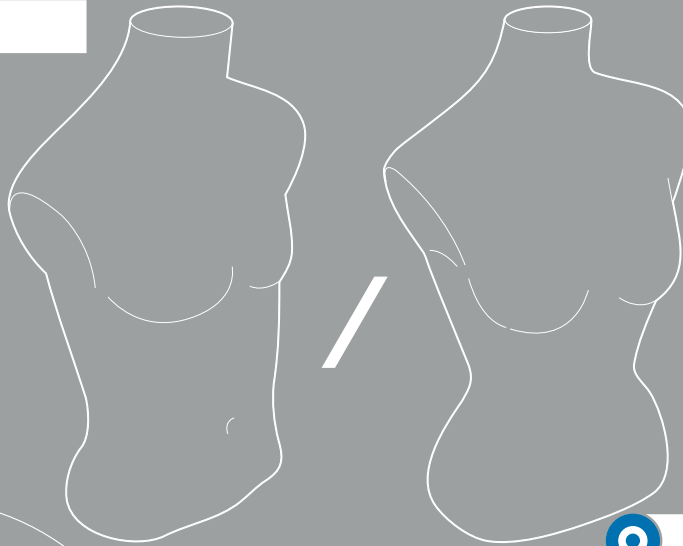
CUBIC

Trax V

eg

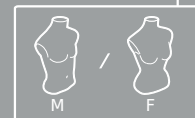


Rax



Flex D

eg



Trax V



Physiqx

The Physiqx system connects forms to CUBIC's display systems; this allows torsos and various forms the flexibility of being displayed on Flex D, Flex H, Flex Q, Trax H, Trax V, Trax V+, Trax VQ, Linx, Linx Q and Rax. Upon consultation, a vast range of forms, torsos, mannequins and displays can be exhibited on CUBIC systems.

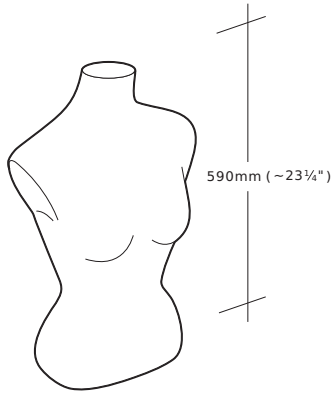


finish

- > silver (RAL 9006)
- > gloss white (RAL 9003S)
- > gloss black (RAL 9005S)

arms

- > chrome
- > satin chrome

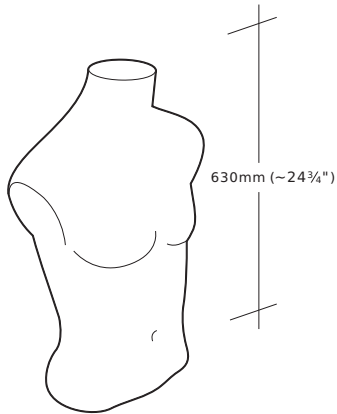


Female torso

090 silver (RAL 9006)
100 gloss white (RAL 9003S)
200 gloss black (RAL 9005S)

PR-PH-012

Package Contains:
1×torso



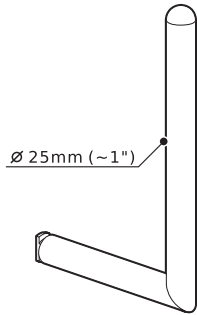
Male torso

090 silver (RAL 9006)
100 gloss white (RAL 9003S)
200 gloss black (RAL 9005S)

PR-PH-013

Package Contains:
1×torso





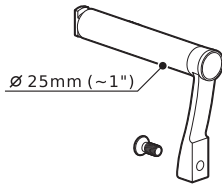
D25 Physiqx bottom intake arm

020 chrome
021 satin chrome

PR-PH-004

Package Contains:
1×arm

kg <15kg
(30lb)
Per arm



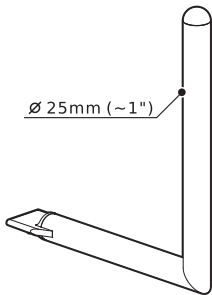
D25 Physiqx neck mount arm

020 chrome
021 satin chrome

PR-PH-302

Package Contains:
1×arm
1×mount screw

kg <15kg
(30lb)
Per arm



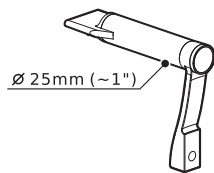
Trax H6 Physiqx bottom intake arm (∅25mm)

020 chrome
021 satin chrome

PR-PH-307

Package Contains:
1×arm

kg <15kg
(30lb)
Per arm



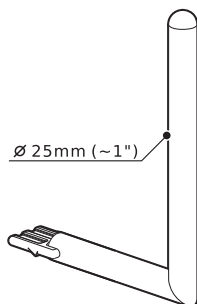
Trax H6 Physiqx neck mount arm (∅25mm)

020 chrome
021 satin chrome

PR-PH-308

Package Contains:
1×arm
1×mount screw

kg <15kg
(30lb)
Per arm



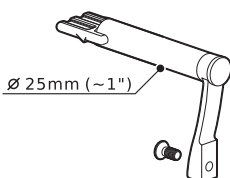
Trax H8 Physiqx bottom intake arm (∅25mm)

020 chrome
021 satin chrome

PR-PH-300

Package Contains:
1×arm

kg <15kg
(30lb)
Per arm



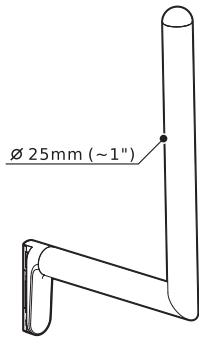
Trax H8 Physiqx neck mount arm (∅25mm)

020 chrome
021 satin chrome

PR-PH-301

Package Contains:
1×arm
1×mount screw

kg <15kg
(30lb)
Per arm

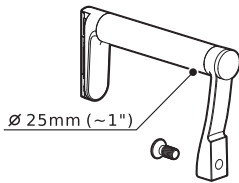


PR-PH-305

Trax VQ Physiqx bottom intake arm (ø25mm)
020 chrome
021 satin chrome

Package Contains:
1×arm<15kg per arm

kg <15kg
(30lb)
Per arm

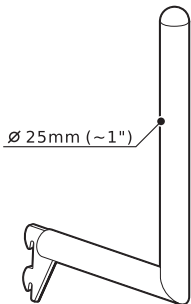


PR-PH-306

Trax VQ Physiqx neck mount arm (ø25mm)
020 chrome
021 satin chrome

Package Contains:
1×arm
1×mount screw

kg <15kg
(30lb)
Per arm

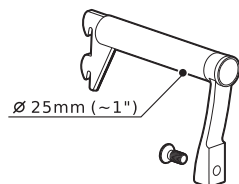


PR-PH-008

Trax V4 Physiqx bottom intake arm (ø25mm)
020 chrome
021 satin chrome

Package Contains:
1×arm

kg <15kg
(30lb)
Per arm



PR-PH-009

Trax V4 Physiqx neck mount arm (ø25mm)
020 chrome
021 satin chrome

Package Contains:
1×arm
1×mount screw

kg <15kg
(30lb)
Per arm



PR-RA-059

Rax Physiqx bottom intake upright
020 chrome

Package Contains:
1×bracket
1×bracket screw
1×upright

kg <15kg
(30lb)
Per upright

Symbols



Refer to parts list



Assemble



Disassemble



Additional info



Important note



Example



Alternatives



Package contains



Illuminated



PDF drawing download available



Product packaged in one



ELECTROCUTION HAZARD



Do not drill through



Drill through



Metric thread size



Drill through tube



Drill through one side of tube only



Tap metric thread



Weld



Rotation angle



Tighten



Cable



Adhesive



Direction note



CUBIC assembly tool



CUBIC assembly tool



CUBIC assembly tool



CUBIC assembly tool



Assembly / installation tool



Template for installation



Assembly / installation tool



Assembly / installation tool



Assembly / installation tool



2 identical Assembly / installation tools



Assembly / installation tool



Mill



Suction plate tool



Assembly / installation tool



Cutting tool



Coin used as tool

Safety information

CUBIC are dedicated to ensuring that our products offer the highest level of safety. All products have been vigorously tested for safety and durability. TÜV Rheinland has tested various CUBIC products for safety, awarded the GS mark and validated that all relevant standards and technical norms are observed. It must be noted that the safety of our products are subject to:



- > Observing national regulations
- > Observing accident prevention regulations
- > Installation according to CUBIC instructions
- > Installation only on structurally sound and appropriate walls, ceilings and floors
- > Panels being strengthened with wooden beams or angle sections to prevent bowing
- > A safety check being performed before drilling into any surface
- > Use of products only upon completion of installation
- > Appropriate use of the products
- > Using only original or approved accessories
- > Keeping within recommended weight loading specifications as per CUBIC literature
- > Using only tempered (safety) glass
- > Avoiding alterations and adaptation where not appropriate and not approved by CUBIC
- > Maintaining a common level of caution and alertness when in use
- > Keeping away anyone whom is not qualified to use CUBIC products, in particular children

Important: Only qualified people must be used for design, installation and disassembly of CUBIC products. It is highly recommended that all persons involved in design, installation, disassembly and use of these products read the CUBIC assembly instructions and specifications literature to become fully aware of the safety measures that must be followed.

Technical information

Production drawings and other useful resources can be provided by your CUBIC representative or simply downloaded from the CUBIC 'Library' - cubic.co/library - A member login key is required to access this section. To acquire a login key; contact your CUBIC representative or email CUBIC corporate at - support@cubic.co

For any other technical enquiries or support please contact us through: support@cubic.co

Specifications

All dimensions provided within are in millimetres (approximate dimensions are provided in inches for reference only).
All weights are in kilograms (approximate weights are provided in pounds for reference only).
All threads, screws, bolts & nuts specified within & provided are metric.
All glass used is tempered (safety) glass.

Colours & Finishes

CUBIC products are available in a variety of colours and finishes. We are always available to discuss the options in customising our products to suit your requirements. The following codes are used to refer to our colours and finishes:

000 no finish specified	012 black anodised
001 raw	013 bright anodised
002 transparent	014 matt black
003 opaque	019 plated
004 black	020 chrome
005 white	021 satin chrome
006 grey	025 black chrome
007 machined	026 nickel plated
008 satin silver	030 brushed
009 satin anodised	035 polished
010 matt silver	040 clear
011 anodised	041 frosted

Sales terms

General CUBIC™ delivery conditions, payment terms, warranty and return policy are valid for all orders. Please contact your CUBIC™ representative for further information.

Intellectual property

All information, images, products and names, whether registered or not, shown in this document are intellectual property rights. We reserve the right to take legal steps against any infringement of our intellectual property. Various CUBIC™ products are the subject of patent applications filed in accordance with the Paris Convention for the Protection of Industrial Property.

Note

The material contained in this document may contain inaccuracies or typographical errors and may be subject to modification or updating by CUBIC™ without prior notice.

cubic.co



Physiqx