

**Boutiqx**

*Table top display stand system*

*4<sup>th</sup> edition*

**CUBIC** *The longest shelf life.*

- 6 *Adjustable uprights & bases*
- 10 *Adjustable slim uprights, Fixed uprights & bases*
- 14 *Twist-lock adjustable upright for wooden base*
- 16 *Accessories*

*Discover CUBIC...*

*Modular store fixtures that feature simplicity, flexibility and seamlessly interconnect. We specialise in converting your design challenge into what you need, when you need it. Our products are designed to complement creativity and are backed by support tools to allow your design team to bring your vision to reality.*

*Go on, get creative...*

**CUBIC** *The longest shelf life.*

## **Rise to a new level with Boutiqx.**

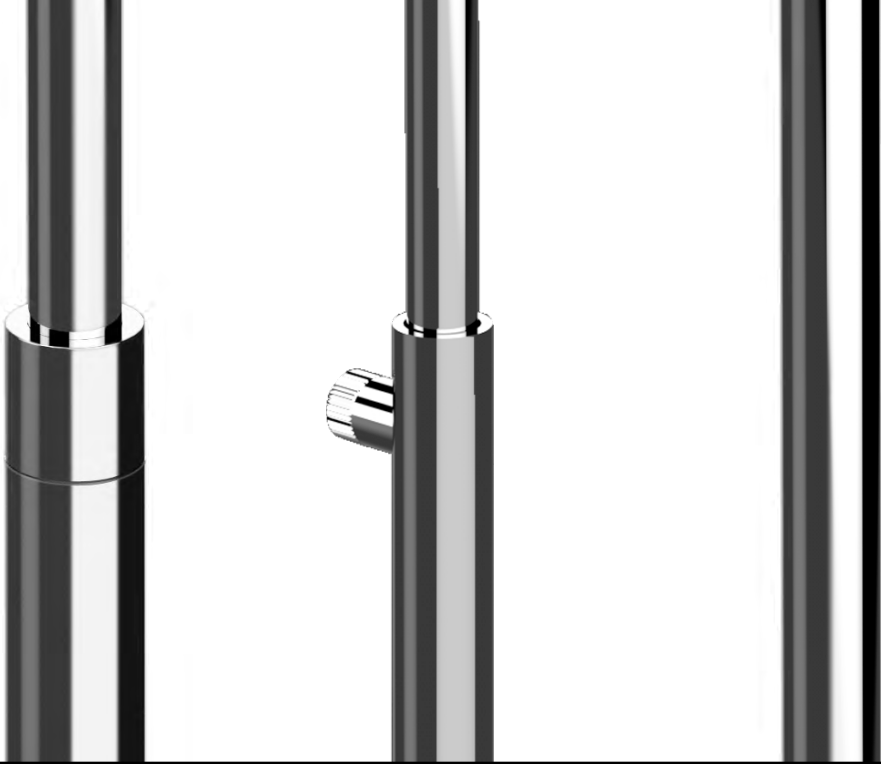
*Boutiqx is a distinctive and versatile modular table top display solution with a simple, concealed height adjustment. With a variety of easily interchangeable options for accessories, your handbags, shoes, jewelry and eyewear have never looked so good.*



**So many right ways to merchandise.**

*Configure today's display and just as easily reconfigure tomorrow.*





## **Options**

*Various upright and base options, so it's just the way you want.*



## **Multilevel**

*Upright extensions allowing multilevel merchandising.*

## **Just the ticket**

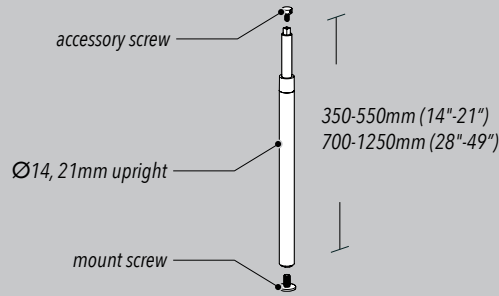
*Optional ticket holder bracket with multiple signage options.*

Adjustable upright



**max 3.5kg**  
(7 lbs) per upright

350-550mm **PR-BO-046**  
700-1250mm **PR-BO-047**

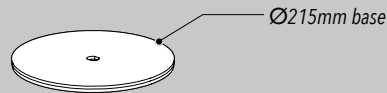


Adjustable upright round stainless steel base




*\*For use with adjustable upright*

**PR-BO-306**

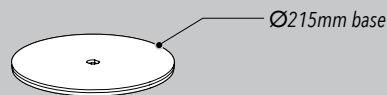


Adjustable upright round steel base




*\*For use with adjustable upright*

**PR-BO-319**





### Adjustable upright off centre round stainless steel base

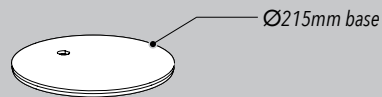
 020 *chrome*

 030 *brushed*




*\*For use with adjustable upright*

PR-BO-307



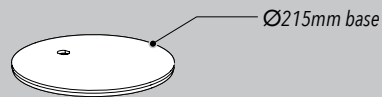
### Adjustable upright off centre round steel base

 020 *chrome*





*\*For use with adjustable upright*

PR-BO-320



### Adjustable upright off centre square stainless steel base

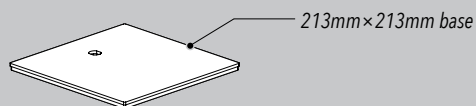
 020 *chrome*

 030 *brushed*




*\*For use with adjustable upright*

PR-BO-308



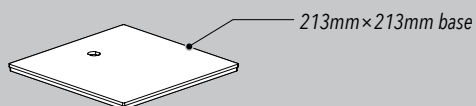
Adjustable upright off centre square steel base

 020 *chrome*



*\*For use with adjustable upright*


PR-BO-321




213mm x 213mm base



Adjustable upright off centre rectangular stainless steel base

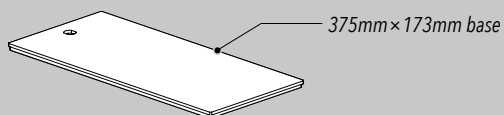
 020 *chrome*

 030 *brushed*



*\*For use with adjustable upright*


PR-BO-309



375mm x 173mm base



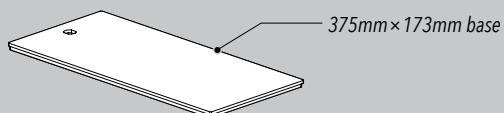
Adjustable upright off centre rectangular steel base

 020 *chrome*



*\*For use with adjustable upright*

PR-BO-322



375mm x 173mm base



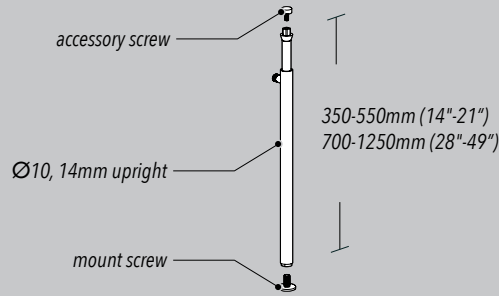


Adjustable slim upright



**max 3.5kg**  
(7 lbs) per upright

350-550mm **PR-BO-332**  
700-1250mm **PR-BO-333**



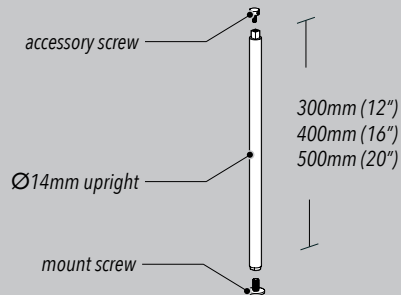
i

Fixed upright




**max 3.5kg**  
(7 lbs) per upright

300mm **PR-BO-052**  
400mm **PR-BO-048**  
500mm **PR-BO-049**



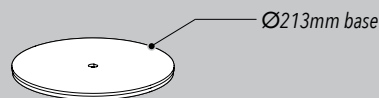
i

Round stainless steel base



\*For use with adjustable slim upright / fixed upright

**PR-BO-310**



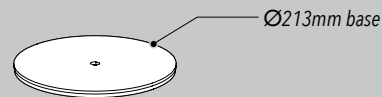


### Round steel base




*\*For use with adjustable slim upright / fixed upright*

**PR-BO-323**

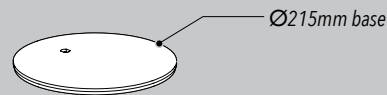


### Off centre round stainless steel base



*\*For use with adjustable slim upright / fixed upright*

**PR-BO-311**

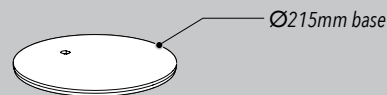


### Off centre round steel base



*\*For use with adjustable slim upright / fixed upright*

**PR-BO-324**





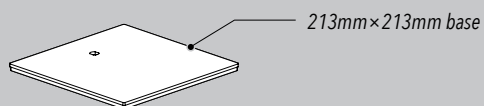
### Off centre square stainless steel base

020 chrome

030 brushed

\*For use with adjustable slim upright / fixed upright

PR-BO-312



213mm x 213mm base

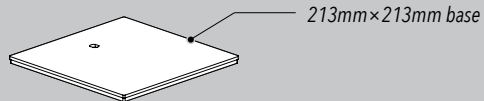


### Off centre square steel base

020 chrome

\*For use with adjustable slim upright / fixed upright

PR-BO-325



213mm x 213mm base



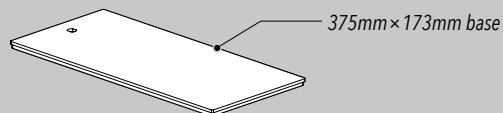
### Off centre rectangular stainless steel base

020 chrome

030 brushed

\*For use with adjustable slim upright / fixed upright

PR-BO-313



375mm x 173mm base





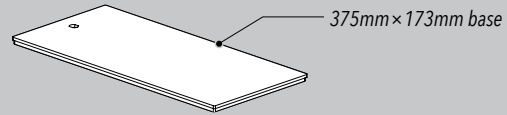
## Off centre rectangular steel base

 020 *chrome*



*\*For use with adjustable slim upright / fixed upright*


**PR-BO-326**



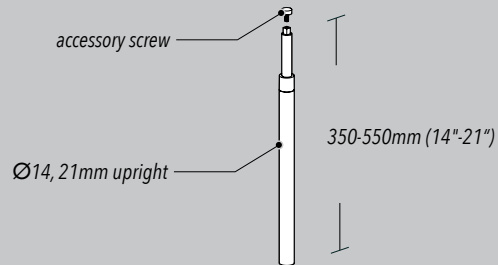
# Twist-lock adjustable upright for wooden base

## Twist-lock adjustable upright



 **max 3.5kg**  
(7 lbs) per upright

PR-BO-004



i



## Twist-lock mount for wooden base



\*Base not included  
\*For use with twist-lock adjustable upright

PR-BO-314

[cubic.co/library](http://cubic.co/library)

.pdf

wooden base production drawing 008.0030



i

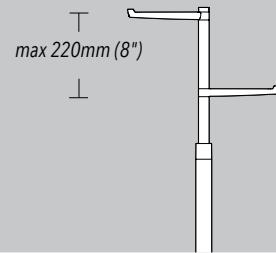
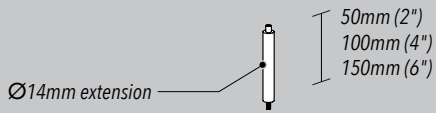




### Upright extension

 020 *chrome*

- 50mm PR-BO-042
- 100mm PR-BO-043
- 150mm PR-BO-044



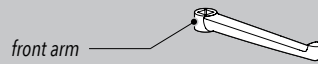
i

### Front arm


 020 *chrome*



PR-BO-002

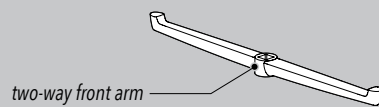


### Two-way front arm

 020 *chrome*




PR-BO-327



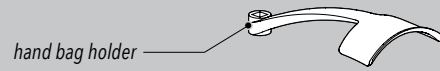


## Hand bag holder

 020 *chrome*




PR-BO-023

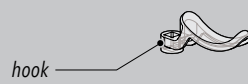


## Hook


 002 *transparent*

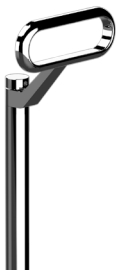


PR-BO-027

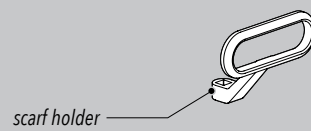


## Scarf holder


 020 *chrome*



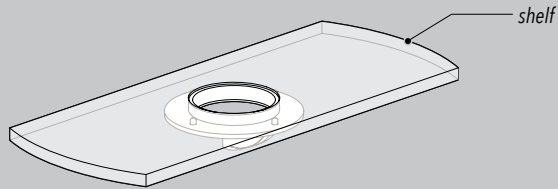
PR-BO-025




### Shelf



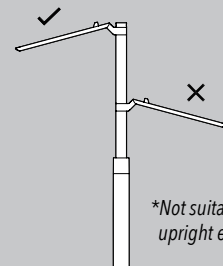
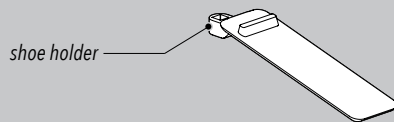
PR-BO-028



### Shoe holder (heeled)



PR-BO-024



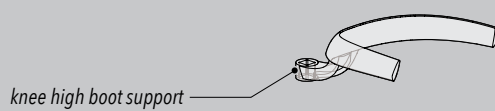
\*Not suitable for mounting below an upright extension



### Knee high boot support



PR-BO-026



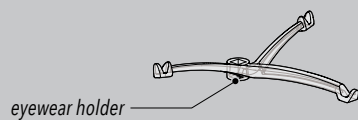


## Eyewear holder

 002 transparent



PR-BO-315

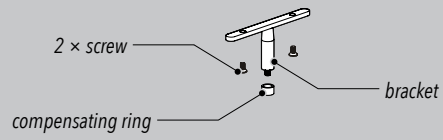


### Boutiqx, Index double-sided sign holder bracket

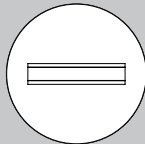
 020 chrome



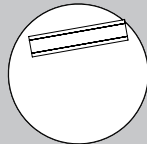
PR-BO-331



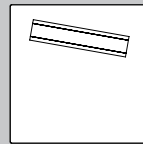
*\*Not suitable for use with off centre bases*



✓



×



×



×

i



### Index double-sided sign holder

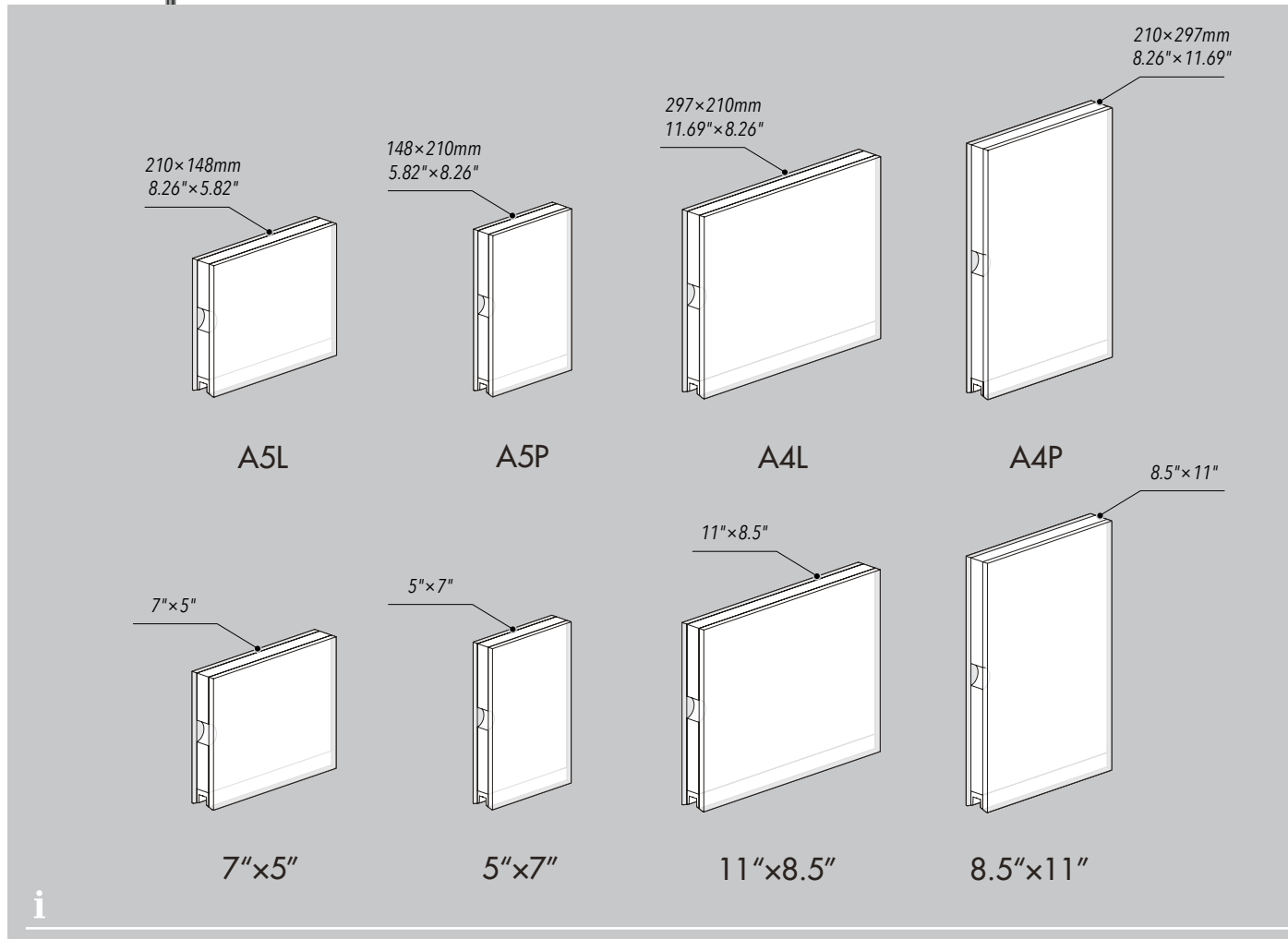
100 gloss white



\*Sign holder bracket and upright to be ordered separately

A5L PR-IN-313  
 A5P PR-IN-314  
 A4L PR-IN-315  
 A4P PR-IN-316

7"×5" PR-IN-910  
 5"×7" PR-IN-912  
 11"×8.5" PR-IN-913  
 8.5"×11" PR-IN-914



i

## Technical Information


Your CUBIC Architectural Representatives can provide technical documentation, production drawings and other useful resources. You may also simply download a variety of support tools from the CUBIC Library - [cubic.co/library](http://cubic.co/library). A member login key is required to access this section. To acquire a login key or any other technical enquiries contact your CUBIC Architectural Representatives or email CUBIC corporate at [support@cubic.co](mailto:support@cubic.co).


## Symbols


 Information

 Package content

 Dimensions

 Assembly example

 .pdf Downloadable production drawing

 Maximum load

## Specifications

- All dimensions provided within are in millimetres (approximate dimensions are provided in inches for reference only).
- All weights are in kilograms (approximate weights are provided in pounds for reference only).
- All threads, screws, bolts & nuts specified within & provided are metric.
- All glass used is tempered (safety) glass.

## 'Made to Order'

Our products are inventoried in our standard finishes and surface treatments, however that is just the beginning of what is possible.

Custom solutions are at the heart of what we do for our customers and our "Made to Order" program provides our clients maximum flexibility in realising their creations with a variety of finish possibilities.



## 'Made to Order' quantity guide

Next to many of the items we have presented, there are several "Made to Order" finish suggestions as well as the quantity guideline to assist you in the planning and production of the custom finish. This program is not for every project... it does require some planning and a little extra time to get it right. Our Architectural Representatives are eager to help you navigate the process.

## Safety Information

At CUBIC, we are dedicated to ensuring that our products offer the highest level of safety. All products have been vigorously tested for safety and durability. TÜV Rheinland has tested various CUBIC products for safety, awarded the GS mark and validated that all relevant standards and technical norms are observed. It must be noted that the safety of our products are subject to:



- Observing national regulations
- Observing accident prevention regulations
- Installation according to CUBIC instructions
- Installation only on structurally sound and appropriate walls, ceilings and floors
- Panels being strengthened with wooden beams or angle sections to prevent bowing
- A safety check being performed before drilling into any surface
- Use of products only upon completion of installation
- Appropriate use of the products
- Using only original or approved accessories
- Keeping within recommended weight loading specifications as per CUBIC literature
- Using only tempered (safety) glass
- Avoiding alterations and adaptation where not appropriate and not approved by CUBIC
- Maintaining a common level of caution and alertness when in use
- Keeping away anyone whom is not qualified to use CUBIC products, in particular children

**Important:** Only qualified people must be used for design, installation and disassembly of CUBIC products. It is highly recommended that all persons involved in design, installation, disassembly and use of these products read the CUBIC assembly instructions and specifications literature to become fully aware of the safety measures that must be followed.

## Sales Terms

General CUBIC™ delivery conditions, payment terms, warranty and return policy are valid for all orders. Please contact your CUBIC™ representative for further information.

## Intellectual Property

All information, images, products and names shown in this document, whether registered or not, are intellectual property rights. We reserve the right to take legal steps against any infringement of our intellectual property. Various CUBIC™ products are the subject of patent applications filed in accordance with the Paris Convention for the Protection of Industrial Property.

*cubic.co*

*info@cubic.co*